



# Welcome to TiltViewer

The following is a quick tutorial on how to use. Thanks.



When opened you're greeted with a screen similar to this.

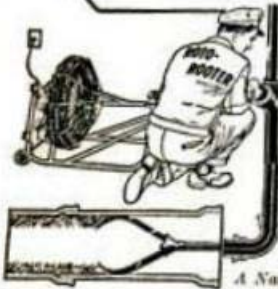
Left clicking the  or  moves to the next or previous set.



Moving your cursor around the screen the various tiles will slightly enlarge as the cursor passes over a tile.

# ROTO-ROOTER<sup>®</sup> SEWER SERVICE

So Prompt. So Clean.  
So Dependable!



**NO UNNECESSARY  
DIGGING**

\* Look for ROTO-ROOTER,  
white section of your phone  
book.

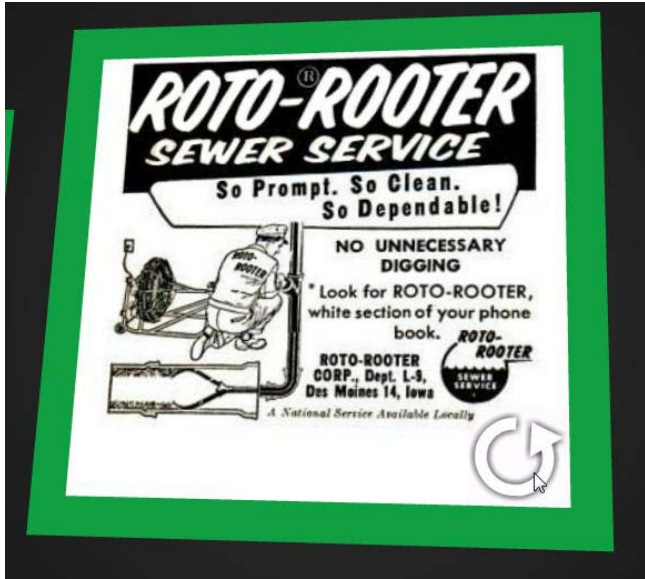
**ROTO-ROOTER  
CORP., Dept. L-9,  
Des Moines 14, Iowa**




*A National Service Available Locally*



When you find the tile  
you want to view, left  
click and the tile will  
magnify.



By clicking on the  you can view the flip side.



Clicking on the flip side



you return to the front.

By clicking on **View image** a new screen will open with just the tile front shown.